



# VOCABULARY

- What do the words \_\_\_\_\_ and \_\_\_\_\_ suggest about the character / setting / mood?
- Which keyword tells you about the character / setting / mood?
- Which word tells you that \_\_\_\_\_?
- Find one word in the text which means \_\_\_\_\_?
- Find and copy the word closest in meaning to \_\_\_\_\_?
- Find a word or phrase which shows / suggests that \_\_\_\_\_?



# INFER

- Find and copy a group of words which show that \_\_\_\_\_?
- How do these words make the reader feel? How does this paragraph suggest this?
- How do the descriptions of \_\_\_\_\_ show that they are \_\_\_\_\_?
- How can you tell that \_\_\_\_\_?
- What impression of \_\_\_\_\_ do you get from these paragraphs?
- What voice might these characters use?
- What was \_\_\_\_\_ thinking when \_\_\_\_\_?




# PREDICT

- From the cover, what do you think the text will be about?
- Using what you've just read, what will happen next?
- What is happening now? What happened before? What will happen next?
- What does this paragraph suggest will happen next?
- How do you think the character / setting will influence how the plot develops?
- Do you think \_\_\_\_\_ will happen? Yes, no or maybe? Explain your answer using evidence.




# EXPLAIN

- Why is the text arranged in this way?
- What structures / features has the author used?
- What is the purpose of this text feature?
- Who is the narrator?
- What is the author's / narrator's point of view?
- How does the author engage the reader here?
- Is the use of \_\_\_\_\_ effective?
- How are these sections linked?



# RETRIEVE

- How would you describe this story / text?
- What genre is the text? How do you know?
- Who is / who had / who did \_\_\_\_\_?
- How did \_\_\_\_\_?
- What happened to \_\_\_\_\_?
- What does \_\_\_\_\_ do?
- How \_\_\_\_\_ is \_\_\_\_\_?
- What can you learn from \_\_\_\_\_ from this section?
- Give one example of \_\_\_\_\_?



# SUMMARISE

- Summarise the text / story / paragraph / chapter in one sentence.
- Summarise in a sentence the beginning / middle / ending of the story?
- Number these events 1-5 in the order that they happened.
- What happened after?
- What is the first thing that happened in the story?
- In what order do these chapter headings come in the story?






# VOCABULARY

- A. Think about synonyms / antonyms for the word.
- B. Use your knowledge of root words, prefixes and suffixes.
- C. Read the word in the context of the sentence, paragraph or page.
- D. Replace the word in the text with a synonym to check if it makes sense.
- E. Apply your knowledge of grammar.



# INFER

1. Identify the key words in the question.
2. Skim and scan for the key words in the text.
3. Read around the key words (sentence, paragraph or page) for clues.
4. Piece the clues together using your prior knowledge.





# PREDICT

1. Find clues in the text / on the front cover which suggests what will happen next.
2. Using evidence from the text and your knowledge of stories / texts make a reasonable prediction.



# EXPLAIN

- A. Use key words from the question and the conjunction 'because' in your response.
- B. Recall your knowledge of text features and explain their purpose.
- C. Put yourself in the author's / narrator's shoes and use clues from the text which suggest what they are thinking.
- D. Recall your knowledge of writing skills and explain their effect in the reader.



# RETRIEVE

1. Identify the key words in the question.
2. Skim and scan for the key words in the text.
3. Read around the key words (sentence, paragraph or page) for the answer.



# SUMMARISE

1. Consider how long of a summary is needed.
2. Identify the main / most important points of the text that could fit into the summary's length.
3. Don't get distracted by interesting details; stick to the main / most important points.

